



**Australian Owned  
Australian Made  
Polycarbonate Roofing**



**POLYSUN<sup>®</sup> by EGR**

...FOR THE SEASONS AHEAD

[www.polysun.com.au](http://www.polysun.com.au)











## PolySun<sup>®</sup>, by EGR, is the latest innovation in polycarbonate roofing sheets

Being 100% Australian made it is ready for those summer storms, winter chills, the rain, the dust and everything else our changing environment has to offer.

PolySun enhances outdoor living. It has high UV protection which makes it ideal for the patio, pool decks, verandahs and awnings. It is designed to allow light and not the dangerous UVA and UVB rays through:- in fact PolySun can cut out over 99% of damaging UV rays.

PolySun cuts out the glare and as a result you can enjoy the outdoors even more. The unique combination of additives and tints blocks out a significant amount of glare without impacting on the quality of light that comes through the panel or it's aesthetic appeal.

### Colour Range

PolySun Standard								
Colours	Clear	Bronze	Lt Grey	Dk Grey	Opal	Silver	Cream	
								
Light Transmission	90%	45%	40%	20%	30%	17%	13%	
Shading Coefficient	1.0	0.7	0.6	0.5	0.4	0.3	0.3	
Profiles available	Corrugated 	Greca 	Trimdek 					
Benefits	• High impact resistance • Strong & Durable							

**Made in Australia • 99.9% UV Protection • Fire Resistant • Suitable for High Wind Areas**

### Product Range



### Profiles

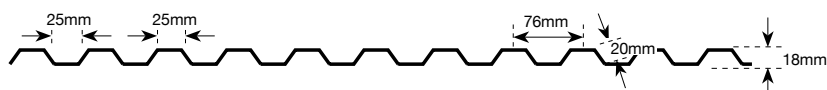
#### Corrugated

Sheet width: 840mm, Cover width: 760mm, Thickness: 0.8mm



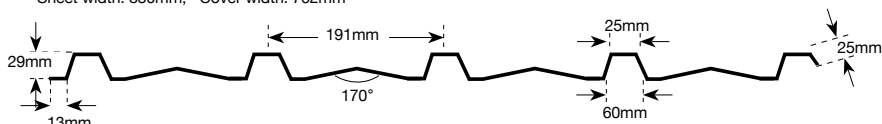
#### Greca

Sheet width: 815mm, Cover width: 760mm, Thickness: 0.8mm



#### Trimdek

Sheet width: 830mm, Cover width: 762mm



# PolySun® Installation Instructions

## Important Installation Notes

PolySun should be installed with the UV surface protected side facing the sun. This is the side with the message “**this side to the sun**”. Ensure the labels are removed immediately after installation.

The sheet can be cut with a pair of tin snips, a fine-tooth handsaw or a fine-tooth circular saw with a suitable cut-off blade for plastic. Always wear eye protection when using cutting tools.

Never walk directly on top of PolySun. Use crawling boards placed above the purlins.

## Roof Pitch and Overhang

Ensure the roof pitch is a minimum of 5° (87mm per 1000mm). This will provide correct water run off. If a flatter pitch is required, additional weatherproofing will be required and you should contact your local distributor for advice.

Allow an overhang of 50mm at the roof edge or gutter line. To avoid damage in high wind areas, do not exceed 50mm. For roof laying, start with the lower sheets first.

## Overlapping Sheets

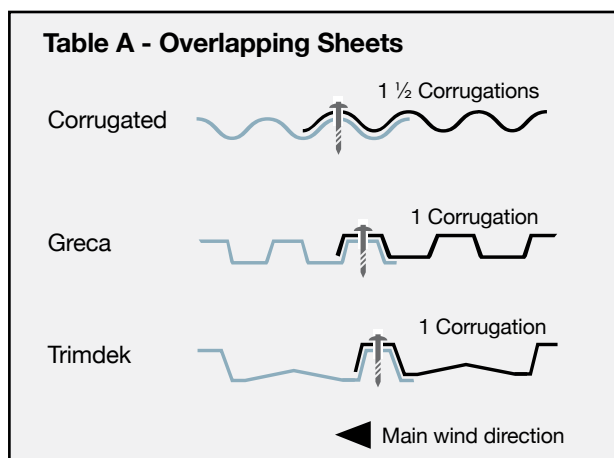
Lengths of PolySun should overlap by 200mm. Side overlaps differ for each profile - refer to Table A below.

## Thermal Movement Allowance

Temperature changes will cause the sheet to expand and contract. Allow at least 10mm clearance when butting against wall or fascia. Ensure a 10mm clearance hole is pre-drilled and fixings are centred.

## Purlin / Batten Spacings

Please refer to Table B below for purlin/batten spacing. Spacings should be reduced to 750mm maximum end spans in areas exposed to high wind.



**Table B - Maximum Purlin Spacings**

Profile	End Span	Mid Span
Corrugated	800mm	1000mm
Greca	900mm	1200mm
Trimdek	900mm	1200mm



## Fixing Screws and Spacings

Screws should be fastened at every corrugation for Trimdek, at every third corrugation for Greca and Corrugated and every second corrugation at gutters, overlaps and ridgings.

Fasten through the crest of the wave for roofing, and through the valley of the wave for walls and fences.

Use only fixing screws that are compatible with polycarbonate sheeting. Use approximately 8 per sqm. Avoid overtightening screws to prevent damage to the sheet. Allow for expansion and contraction while still fixing firmly.

## Sealants and Infills

Foam infills are recommended and available for all profiles and flashing situations. Sealants, especially silicone, are incompatible with polycarbonate. Use the appropriate flashings and infill strips to complete your project and provide weather and vermin proofing. Incorrect sealing will damage the sheet and void the warranty.

## Handling, Cleaning and Care

Avoid chemicals, paint, adhesives and other synthetic materials that are not compatible with polycarbonate sheeting. Store sheets on a flat surface in a well protected area away from direct sunlight. Prevent moisture getting between stored sheets. Sheets can be cleaned with warm soapy water and a soft sponge. This should be done regularly. Take care not to scratch the sheet. Rinse thoroughly.

## Warranty

Oakmoore Pty Ltd (trading as "EGR") warrants to the original purchaser that its "PolySun" Polycarbonate Sheet ("the product"), when installed using EGR's recommended procedures, shall perform in accordance with EGR's published specifications and shall be free from manufacturing defects under normal household use and conditions. For the purpose of this warranty:

- (i) EGR warrants for a limited period of 10 years from the date of original purchase that the product will not undergo a loss in light transmission in excess of 8% in comparison with the original value when tested in accordance with ASTM D 1003 and thereafter no more than 1% per year for its serviceable lifetime.
- (ii) EGR warrants for a limited period of 5 years from the date of original purchase that the product will not crack, break or fracture as a result of hail damage from hail measuring up a maximum of 25mm in diameter.

## Terms and Conditions

a) The Warranty only applies to product that is stored, installed, cleaned and maintained in accordance with EGR's recommendations; b) The product is protected on one side with a UV protective layer and the warranty will only apply if the sheet is installed with the UV side facing the sun; c) The warranty does not apply if loss of light transmission is caused by the use of chemicals, paint or other substances or the accumulation of dirt or if the product has been abraded, scratched or similarly misused; d) The Warranty is limited to product used solely in domestic applications; e) The warranty is given to the original purchaser only and cannot be assigned to a third party; f) All claims made under the warranty must be notified to EGR in writing and be accompanied by proof of purchase; g) Any product under warranty claim must be made available for inspection by EGR. If EGR determines that a claim for warranty is justified, the liability of EGR is limited to the supply of replacement sheet. EGR shall not be liable for any amount greater than the original price the purchaser paid for the sheet.



[www.polysun.com.au](http://www.polysun.com.au)

53 Coulson St, Wacol Brisbane QLD 4076 Australia  
Tel (07) 3879 3577 Fax (07) 3879 3862  
PolySun by EGR

Oakmoore Pty Ltd  
ABN: 13 056 159 570

Colours depicted in this brochure are represented as a guide only and should not form the basis of colour selection. Slight colour variation may occur during the printing process. Transmitted light and sheet colour may vary in intensity due to weather conditions. All images and colours should be used as a guide only.

EGR expressly disclaims any representations or warranties of any kind, whether express or implied, as to the accuracy, completeness and/or the merchantability or fitness for a particular purpose of any information contained on or provided via this documentation and/or any service or product described or promoted in this documentation.

© EGR 2008